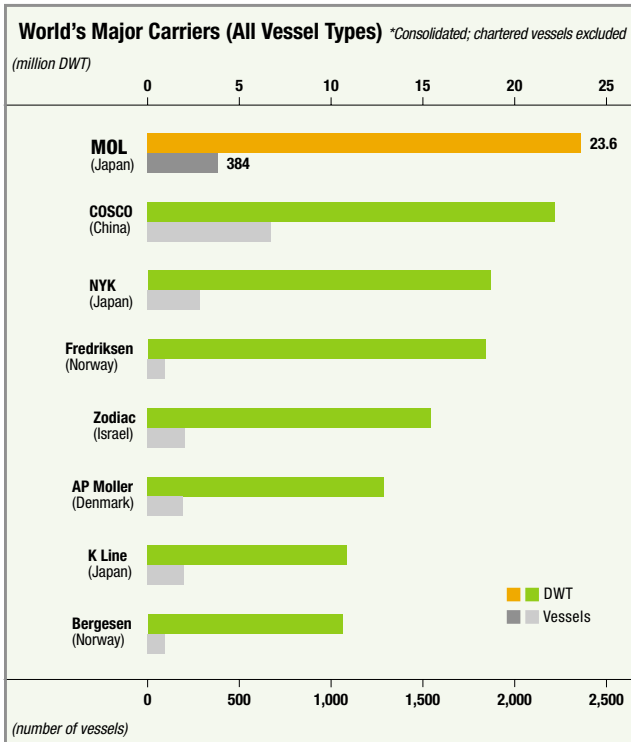


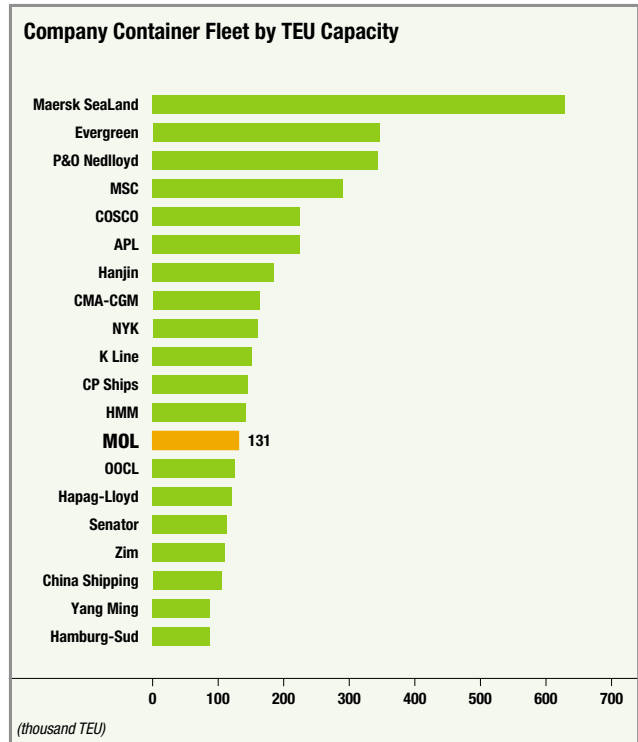
MOL IN THE INDUSTRY

MOL operates a large and balanced ocean-going fleet.

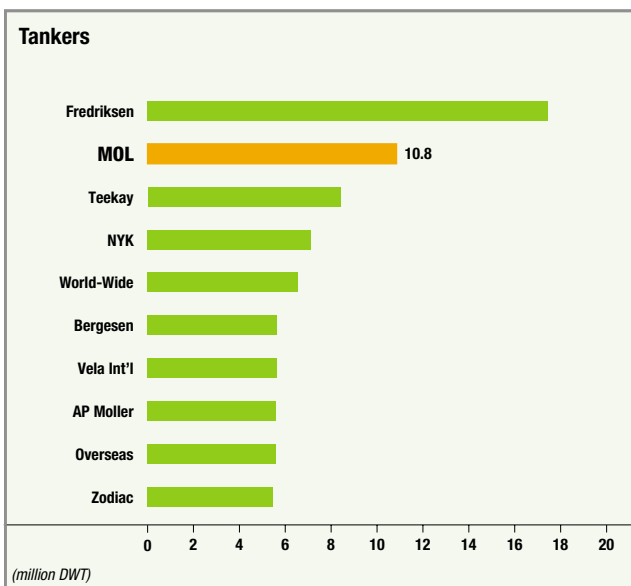
In terms of its total fleet size and presence in individual market categories, MOL ranks among the world's largest shipping companies.



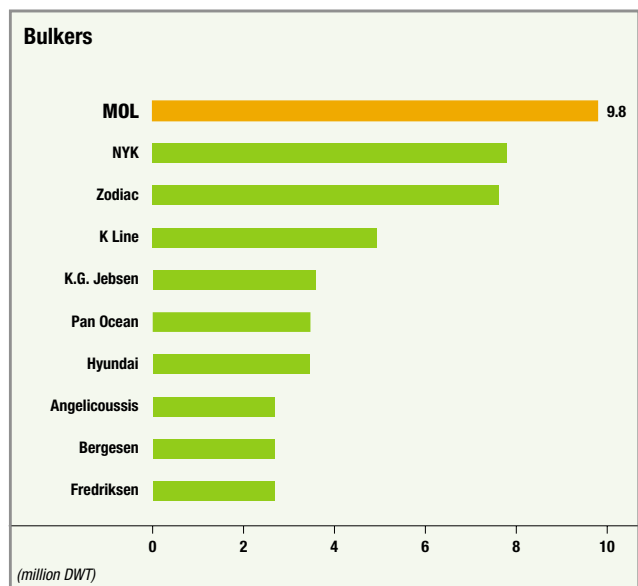
Source: Lloyds Maritime Database
As of January 2002



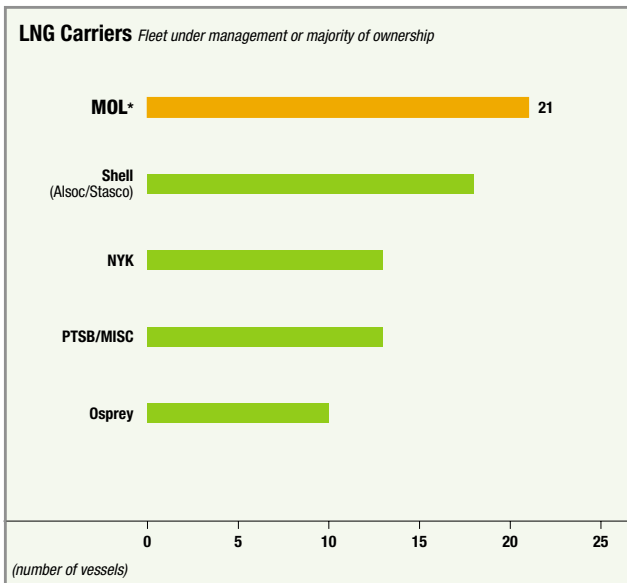
Source: MDS Transmodal "Containership Databank," February 2002
As of February 2002



Source: Clarkson Tanker Register 2002
As of January 2002



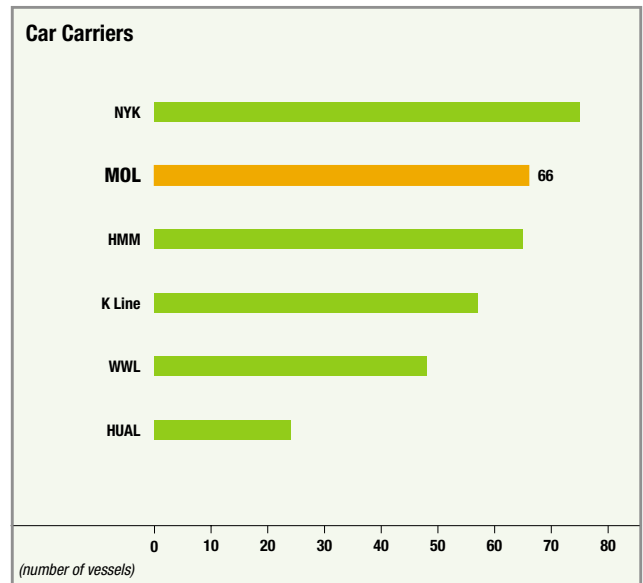
Source: Clarkson Bulkcarrier Register 2002
As of January 2002



Source: Barry Rogliano Salles, etc.

As of April 2002

* MOL participates in the ownership and/or operation of 49 of the approximately 190 LNG carriers worldwide that are either operating or planned.



Source: MOL internal calculation based on Fearnley's July 2001 data

As of May 2002

MOL Fleet Composition (Non-Consolidated)

Fleet	Containerships	65 (2,359,191)		Chemical/ Products Tankers	35 (1,678,186)	
	Bulk Carriers	171 (14,884,305)		LNG Carriers	23 (1,560,885)	
	Wood Chip Carriers	35 (1,609,920)		LPG Carriers	7 (209,327)	
	Car Carriers	77 (1,094,070)		Others (Heavylifters, Ferries and Others)	18 (279,010)	
	Crude Oil Tankers	36 (8,667,005)		Total	467 (32,341,899)	

Figures in parentheses show deadweight tons (DWT). As of March 31, 2002

Note: Figures in the six tables do not match data in MOL Fleet Composition due to discrepancies between the calculation methods of external organizations and MOL.